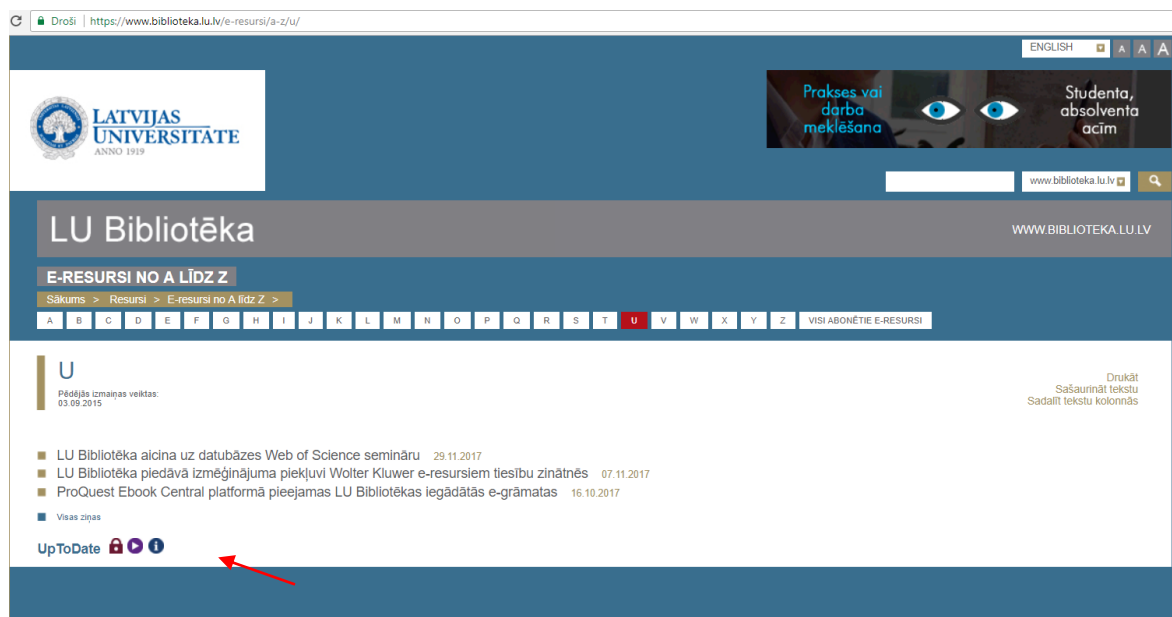


UpToDate Sign-up Guide

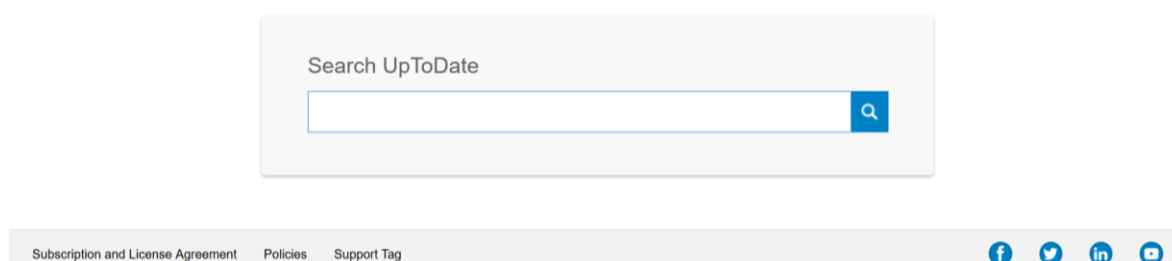
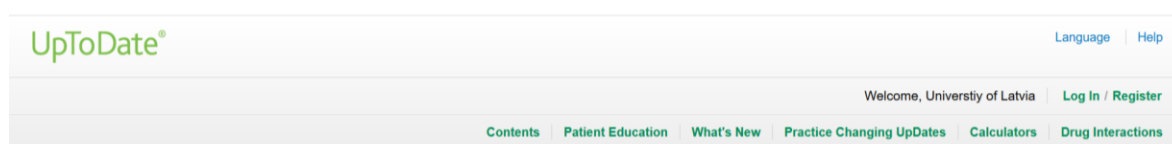
Create a private account (profile) for remote access to UpToDate (outside the UL campus). Choose to set up the private account only via computers at the UL campus. Usage of the database will be possible outside the UL campus via personal account hereafter.

Please follow the steps:

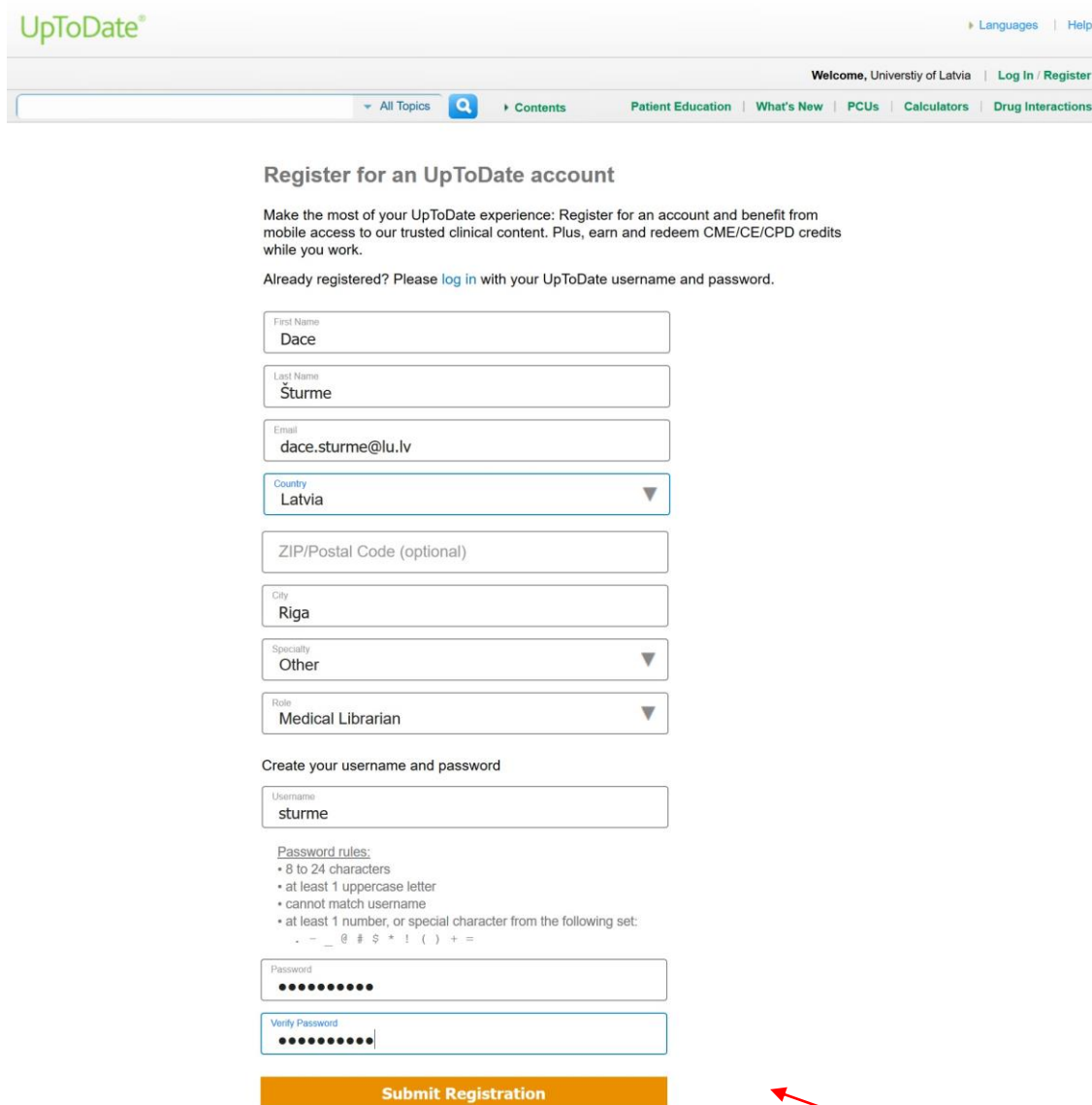
1. Log in via Library of UL home page
(<https://www.biblioteka.lu.lv/home/e-resources/a-z/u/>)



2. Choose "Register":



3. Fill in the information asked and submit the registration:



The image shows the UpToDate registration page. At the top, there is a navigation bar with the UpToDate logo, a search bar, and links for Languages, Help, and a welcome message for the University of Latvia. Below the navigation bar, the main heading is "Register for an UpToDate account". The text explains the benefits of registration, including mobile access and CME/CE/CPD credits. A link to log in is provided for already registered users. The registration form consists of several fields: First Name (Dace), Last Name (Šturme), Email (dace.sturme@lu.lv), Country (Latvia), ZIP/Postal Code (optional), City (Riga), Specialty (Other), and Role (Medical Librarian). Below these fields, there is a section for creating a username and password. The username is "sturme". The password rules are listed: 8 to 24 characters, at least 1 uppercase letter, cannot match username, and at least 1 number or special character from a set. The password field is filled with dots, and the verify password field is also filled with dots. At the bottom of the form is a large orange "Submit Registration" button, which is pointed to by a red arrow.

UpToDate® Languages Help

Welcome, University of Latvia Log In / Register

All Topics Contents Patient Education What's New PCUs Calculators Drug Interactions

Register for an UpToDate account

Make the most of your UpToDate experience: Register for an account and benefit from mobile access to our trusted clinical content. Plus, earn and redeem CME/CE/CPD credits while you work.

Already registered? Please [log in](#) with your UpToDate username and password.

First Name
Dace

Last Name
Šturme

Email
dace.sturme@lu.lv

Country
Latvia

ZIP/Postal Code (optional)

City
Riga

Specialty
Other

Role
Medical Librarian

Create your username and password

Username
sturme

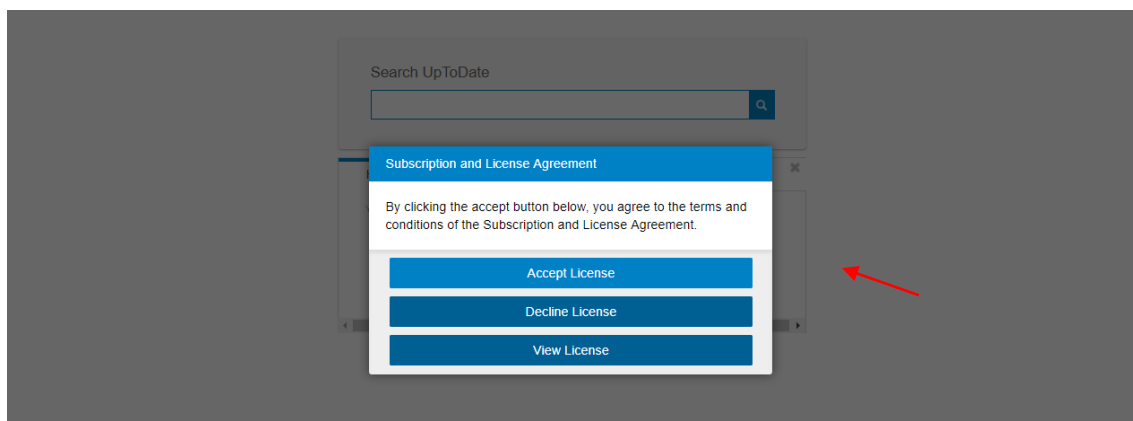
Password rules:
• 8 to 24 characters
• at least 1 uppercase letter
• cannot match username
• at least 1 number, or special character from the following set:
_ - @ # \$ % ^ & * ! () + =

Password
●●●●●●●●

Verify Password
●●●●●●●●

Submit Registration

4. Confirm to accept the conditions (enclosed in “View Licence”) :



The image shows a modal window titled "Subscription and License Agreement". The text inside the modal states: "By clicking the accept button below, you agree to the terms and conditions of the Subscription and License Agreement." Below the text are three buttons: "Accept License", "Decline License", and "View License". A red arrow points to the "View License" button.

Search UpToDate

Subscription and License Agreement

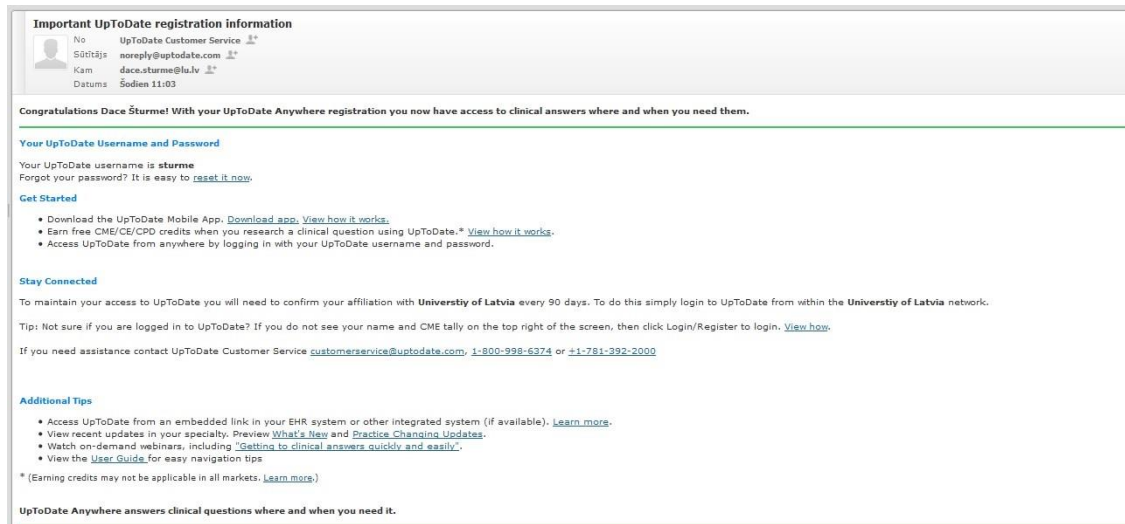
By clicking the accept button below, you agree to the terms and conditions of the Subscription and License Agreement.

Accept License

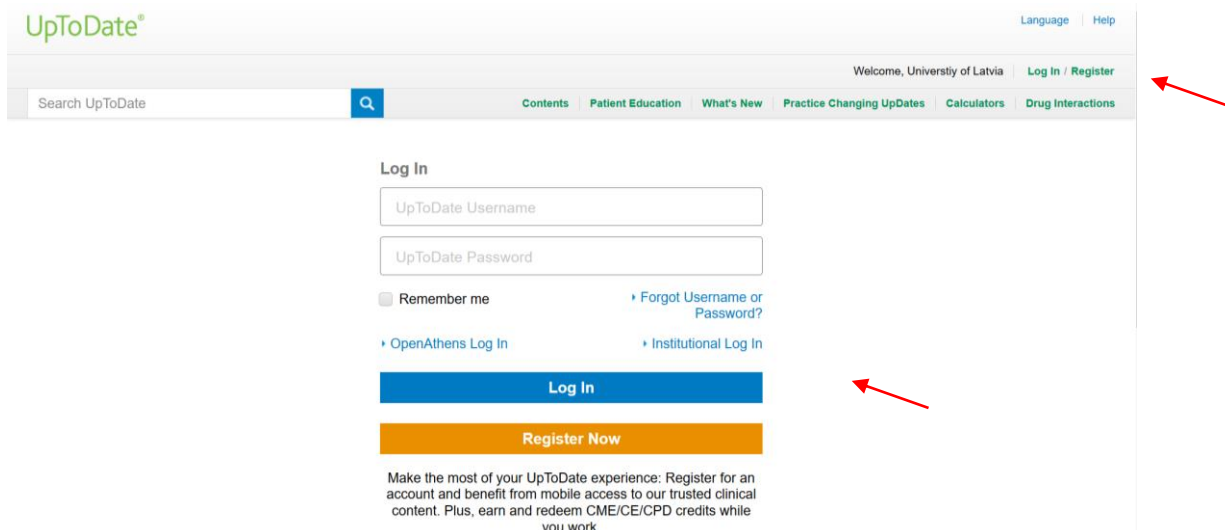
Decline License

View License

5. See the confirmation letter in the e-mail if personal account set up was successful:



6. Hereafter authorization via "Log in":



7. Please notice: name, surname and possibility of "Log Out" is shown after the authorization on the upper right side of the desktop:

